


SNAP SHOT OF INSECURITY IN RIVERS STATE

January 2016



BACKGROUND



Since 2013 Rivers State has been in the eye of the storm regarding election related violence.



From mid 2013 when the Supreme Court held that Elder Felix Obuah was the validly elected PDP state chairman to the hotly disputed victory of erstwhile Gov. Amaechi at the Nigerian Governors' Forum (NGF) elections, the state has been in the news for one major incident or the other.



The defection of Gov. Amaechi and his supporters to the APC and the clinching of the PDP primaries ticket by Chief Ezebunwo Nyesom Wike set the stage for a fierce contest between the two political gladiators

THE 2015 ELECTIONS

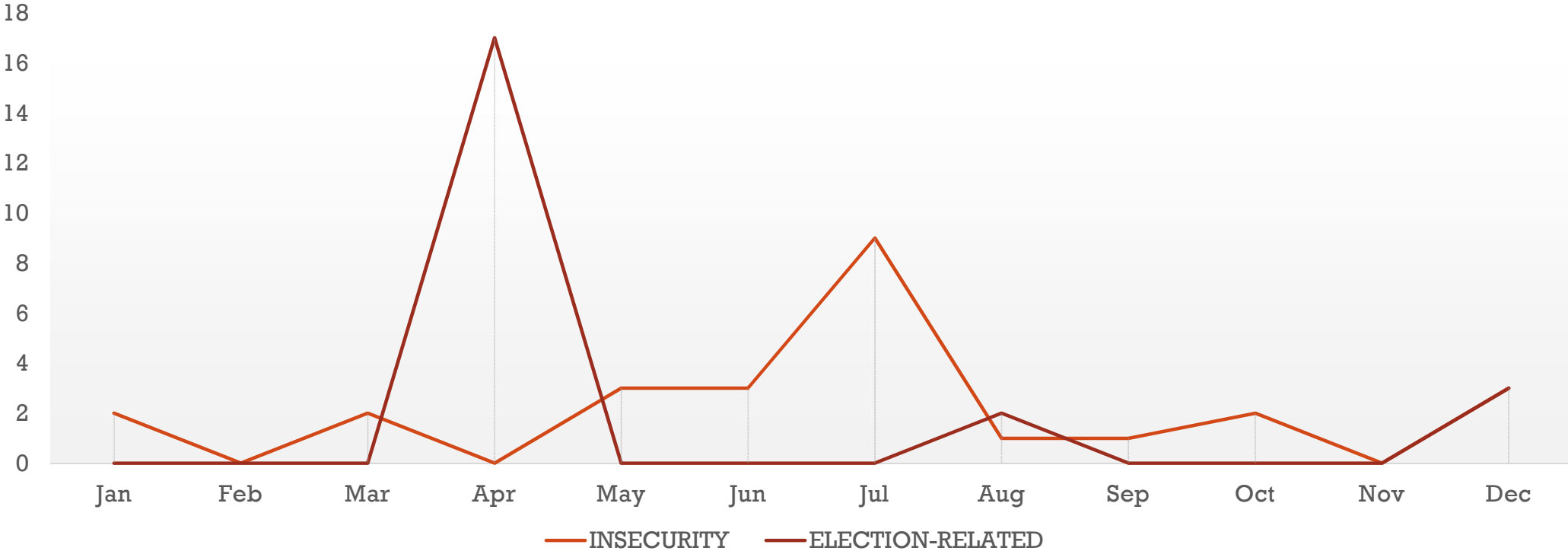
The 2015 General Elections in the State was characterized by all forms of violence. According to data from the Peace map and SMS platform, in Rivers State, the gubernatorial election in April was more violent than the presidential election in March

According to the Independent National Electoral Commission (INEC), and corroborated by data from the P4P Peace Map, Rivers State experienced the country's highest levels of violence during the 2015 gubernatorial elections, resulting in the deaths of political party rivals, their hired security agents and police officers.



ELECTION RELATED VIOLENCE IN RIVERS

Distribution of General Indicators of Violence by Month



AFTERMATH OF THE 2015 ELECTIONS

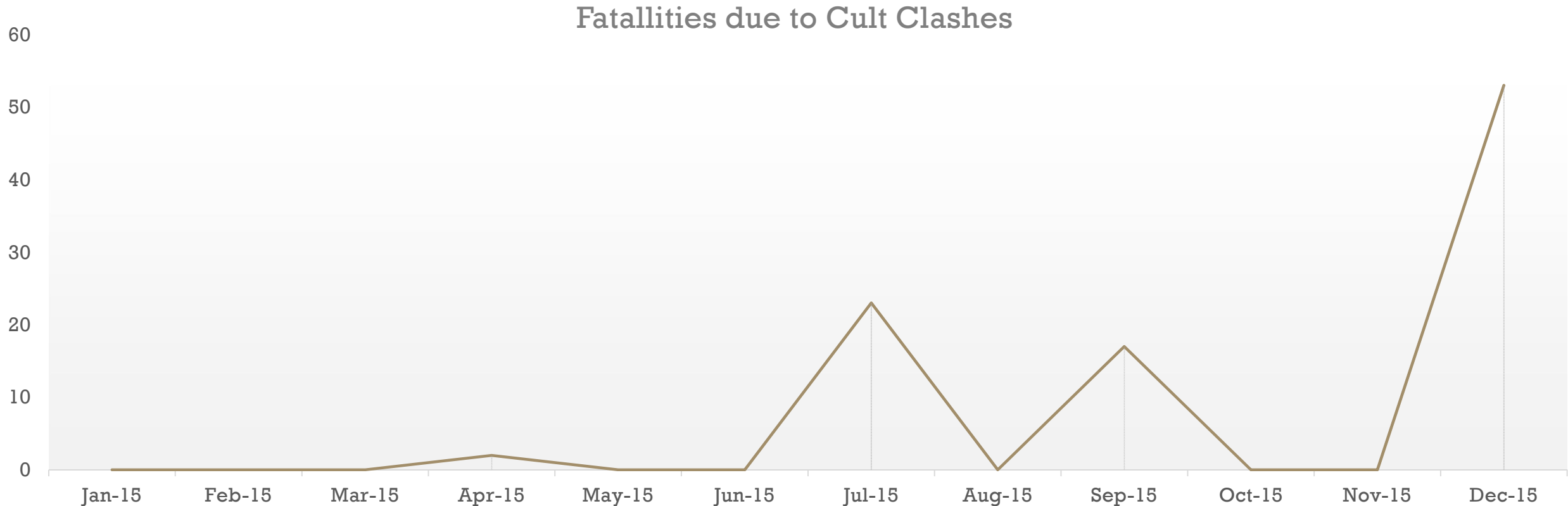
- Following the 2015 elections, there was an increase in general insecurity in Rivers State. There was widespread incidences of kidnappings, robberies, cult clashes and shootings and killings.

Distribution of Conflict Incidents and Fatalities by Month



CULT CLASHES

- Worthy of mention here was a noticeable rise in reported incidences of cult related clashes, killings and shootings.
- Cult clashes have been increasing over the past few years and reached a peak in December 2015, when over 50 people were reportedly killed



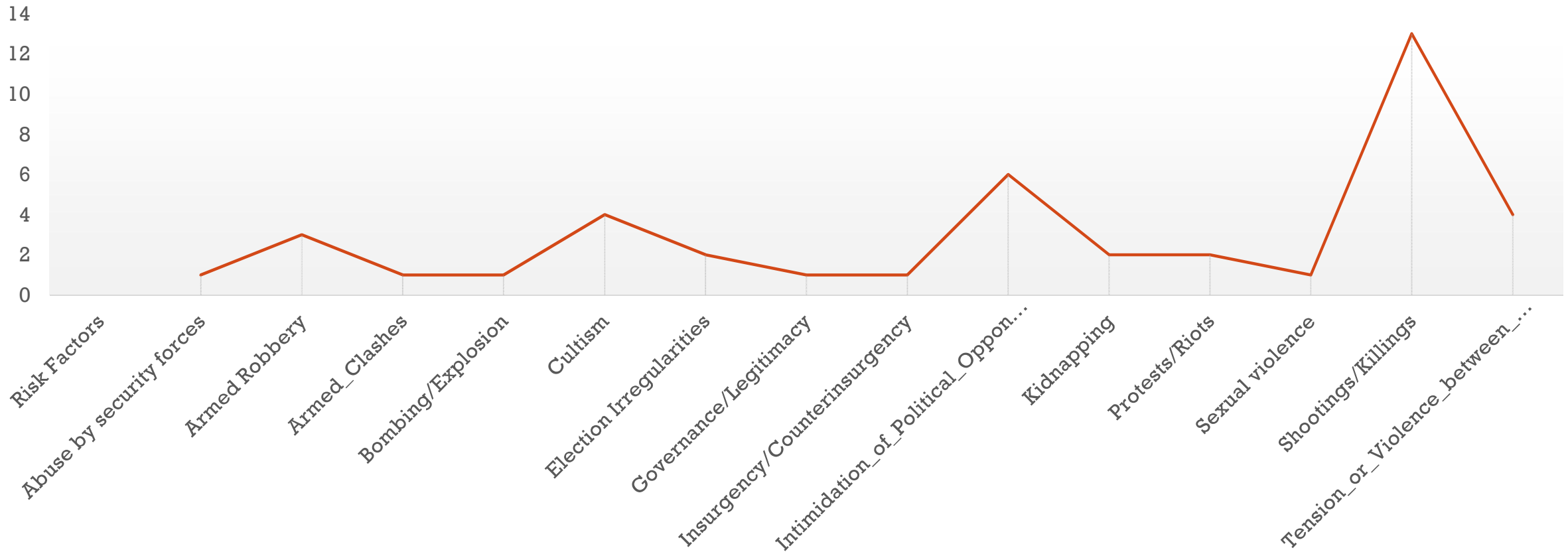
LGAS WITH THE HIGHEST INCIDENCES OF CULT CLASHES

- Port Harcourt
- Asari Toru
- Degema
- Obio/Akpor
- Ikwerre
- Ogba/Egbema/Ndoni
- Eleme
- Tai
- Ndoni



DISTRIBUTION OF RISK FACTORS IN R/S

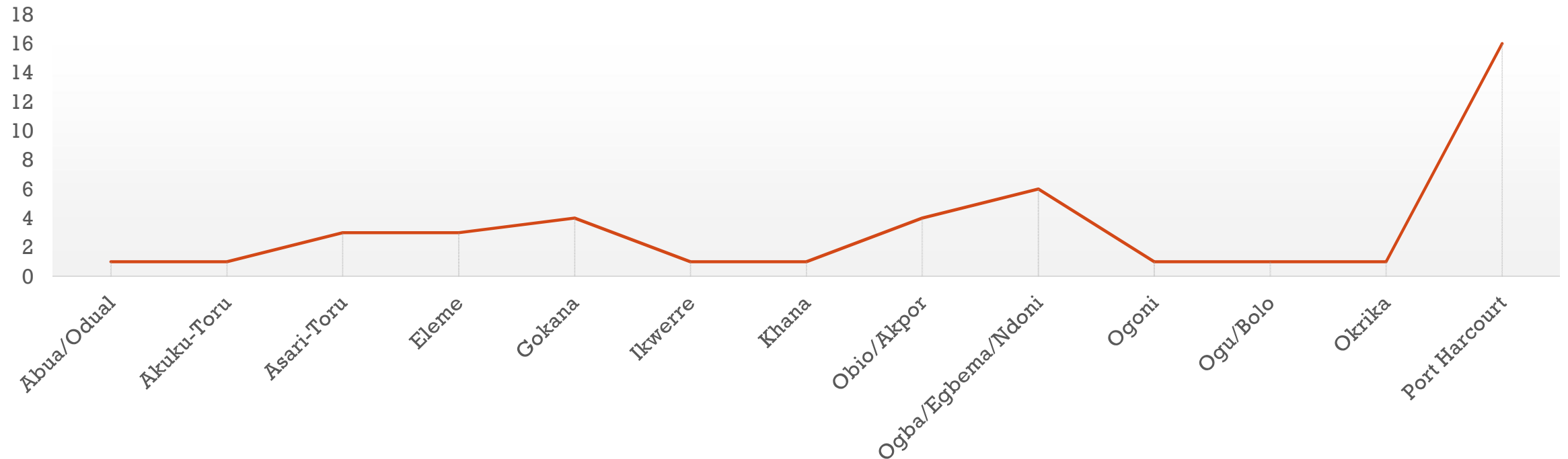
Distribution of Risk Factors



CONFLICT FLASHPOINTS IN 2015

- From Jan-Dec 2015 overall insecurity was highest in the following LGAs (as measured by number of incidents reported)

Flashpoints of Violence



POLITICAL TENSION AND VIOLENCE

- Incidents of Political Tension and Violence were most frequent in the following LGAs:
- Port Harcourt
- Okrika
- Asari Toru
- Degema
- Obio/Akpor
- Gokana
- Ogba/Egbema/Ndoni
- Ikwerre
- Eleme
- Akuku Toru



THE CYCLE RESUMES AGAIN

With the nullification of the National Assembly and House of Assembly elections and the outcome of the gubernatorial elections appeal sitting before the Supreme Court, the cycle of violence has commenced again.

This rise in insecurity is manifesting in the form of assassinations, kidnappings, arrest of perceived opponents by security forces and hate speeches from representatives of both political parties.

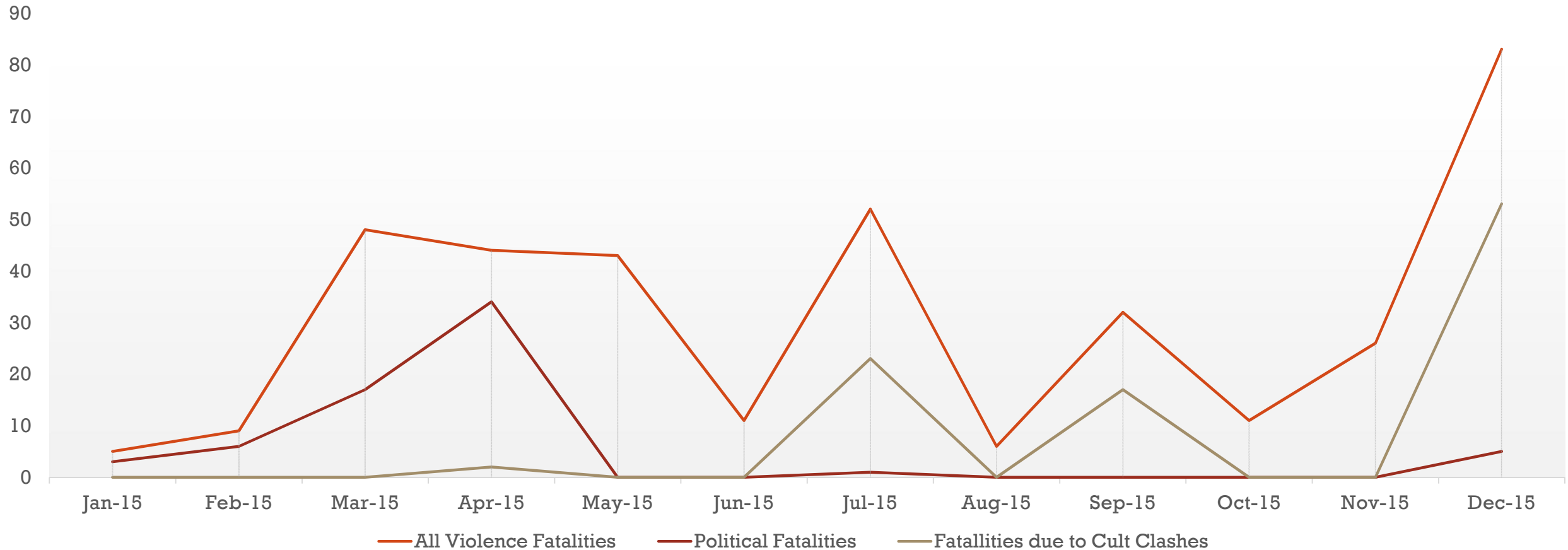
From November 2015, when the Appeal Court Judgments were read nullifying the elections, there has been a spike in insecurity in the state. See slides 4,5,6

There has been increased fatalities as a result of the rise in insecurity when compared to the situation before the November judgments as the graph below suggests

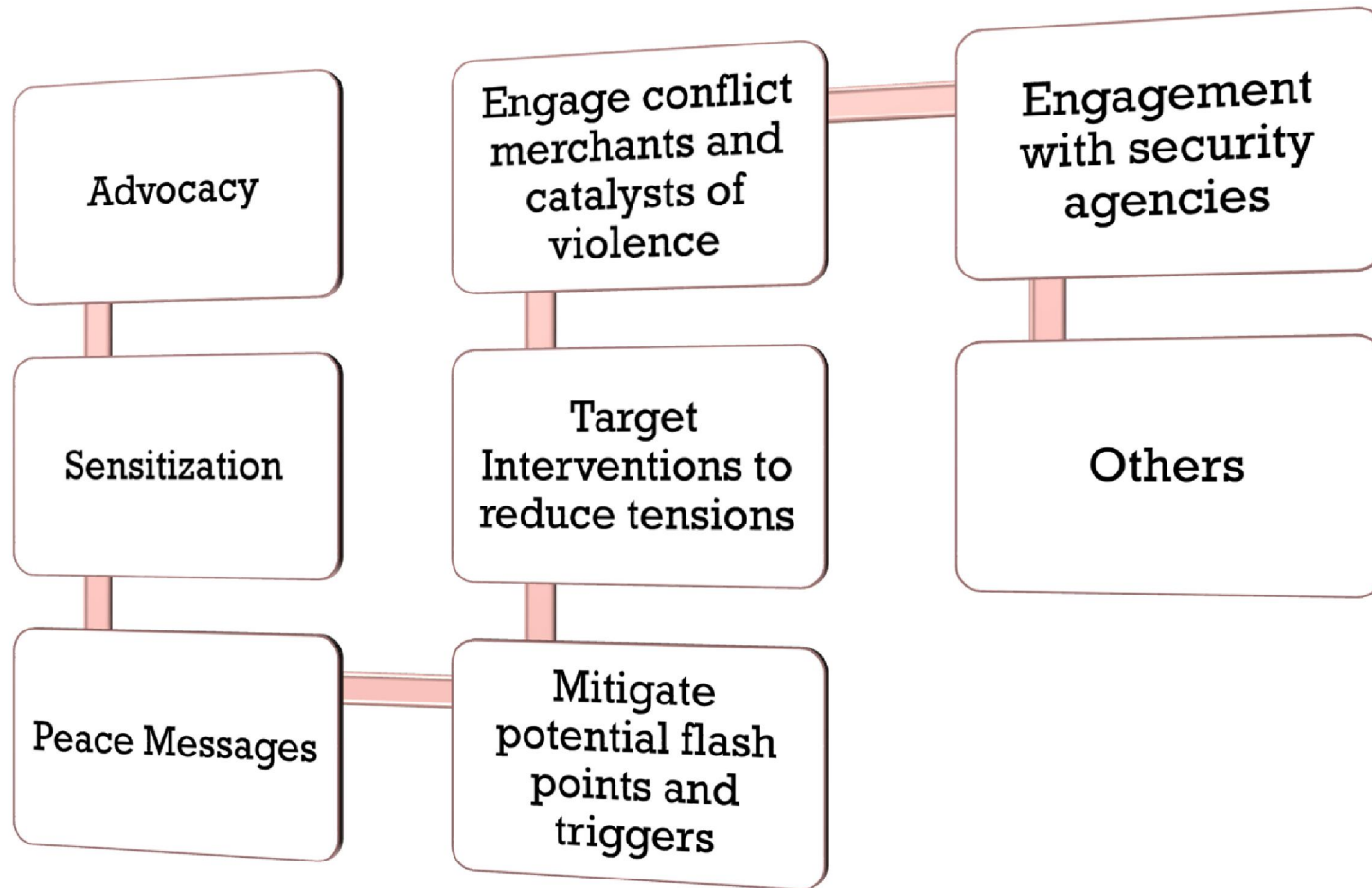


INCREASED FATALITIES IN R/S FROM NOVEMBER

Monthly Fatality Trends In Rivers State



WHAT CAN BE DONE?



Contributors: *Super Afeno, Nkasi Wodu, Aniekan Archibong, Nate Haken.*

