

COVID-19 SITUATION REPORT

SITUATION REPORT 76

Thursday, 14th May 2020



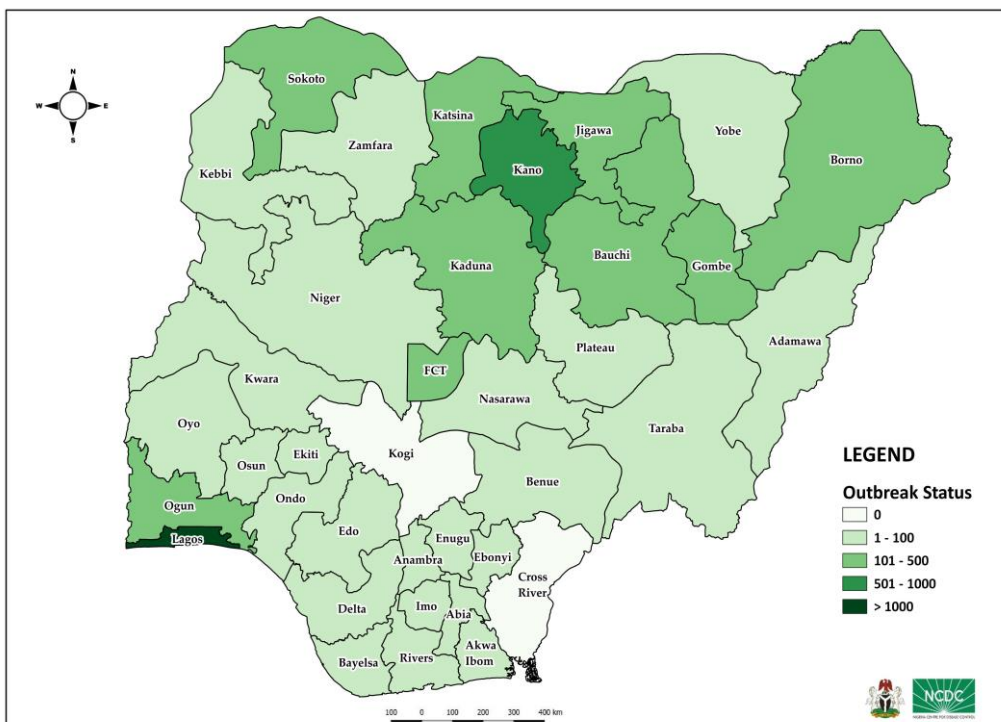
DATA AS REPORTED AND ACCURATE BY NCDC by Midnight 14th May 2020

HIGHLIGHTS

- One hundred and ninety-three (**193**) confirmed cases were reported in the last 24 hours in **15** states – Lagos (58), Kano (46), Jigawa (35), Yobe (12), FCT (9), Ogun (7), Gombe (5), Plateau (5), Imo (4), Borno (3), Edo (3), Kwara (3), Bauchi (1), Nasarawa (1) and Ondo (1).
- No new state recorded a confirmed COVID-19 case in the last 24 hours. The total number of states including FCT that have reported at least one confirmed case in Nigeria is still **35** (34 states + FCT).
- One hundred and ten (**110**) cases were discharged in the last 24 hours in fifteen (**15**) states – Gombe (22), Zamfara (17), Lagos (13), Ogun (11), FCT (10), Kano (8), Kebbi (6), Nasarawa (5), Katsina (4), Adamawa (3), Delta (3), Kwara (3), Yobe (3), Edo (1) and Imo (1).
- Three (**3**) deaths were recorded in the last 24 hours in three (**3**) states – Delta (1), Edo (1) and Kebbi (1).

STATE OF THE NATION

Figure 1: Map of Nigeria showing 34 states and FCT affected by COVID-19



SITUATION UPDATES

Total (New in the last 24 hours)

SAMPLES TESTED

31702 (1045)

CONFIRMED CASES

5162 (193)

AFFECTED STATES INCLUDING FCT

35 (0)

DISCHARGED CASES

1180 (110)

CONFIRMED FATALITIES

167 (3) – 3% CFR

DEMOGRAPHICS

MALE – 3577 (**69%**)

FEMALE – 1585 (**31%**)

MOST AFFECTED AGE GROUP

31 - 40 (**24%**)

TOTAL NUMBER OF PEOPLE OF INTEREST

9461 (Total)

9,348 (98.8% - Exceeded Follow Up)

PROVENANCE

TRAVEL HISTORY – **210 (4%)**

CONTACTS – **1223 (24%)**

NO EPIDEMIOLOGIC LINK – **3316 (64%)**

INCOMPLETE – **413 (8%)**

GLOBAL UPDATES

TOTAL NUMBER OF CASES

4, 248, 389 (294, 046 deaths)

COUNTRIES & TERRITORIES AFFECTED*

213

*Excluding the 2 International Conveances

GENERAL FACT SHEET – DATA AS AT MAY 14th 2020

Table 1: States with reported laboratory-confirmed COVID-19 cases, recoveries, deaths and days since last reported case

| STATES | CONFIRMED CASES | | DISCHARGED CASES | | DEATHS | | TOTAL ACTIVE CASES | DAYS SINCE LAST REPORTED CASE |
|--------------|-----------------|------------|------------------|------------|------------|----------|--------------------|-------------------------------|
| | CUMULATIVE | NEW | CUMULATIVE | NEW | CUMULATIVE | NEW | | |
| Lagos | 2099 | 58 | 541 | 13 | 33 | 0 | 1525 | 0 |
| Kano | 753 | 46 | 87 | 8 | 33 | 0 | 633 | 0 |
| FCT | 379 | 9 | 82 | 10 | 7 | 0 | 290 | 0 |
| Katsina | 224 | 0 | 29 | 4 | 12 | 0 | 183 | 1 |
| Bauchi | 207 | 1 | 25 | 0 | 3 | 0 | 179 | 0 |
| Borno | 191 | 3 | 20 | 0 | 20 | 0 | 151 | 0 |
| Jigawa | 176 | 35 | 4 | 0 | 3 | 0 | 169 | 0 |
| Ogun | 134 | 7 | 57 | 11 | 5 | 0 | 72 | 0 |
| Gombe | 124 | 5 | 87 | 22 | 1 | 0 | 36 | 0 |
| Kaduna | 114 | 0 | 17 | 0 | 3 | 0 | 94 | 1 |
| Sokoto | 112 | 0 | 40 | 0 | 13 | 0 | 59 | 1 |
| Edo | 92 | 3 | 27 | 1 | 5 | 1 | 60 | 0 |
| Oyo | 73 | 0 | 16 | 0 | 2 | 0 | 55 | 1 |
| Zamfara | 73 | 0 | 18 | 17 | 5 | 0 | 50 | 3 |
| Kwara | 56 | 3 | 12 | 3 | 1 | 0 | 43 | 0 |
| Osun | 42 | 0 | 30 | 0 | 4 | 0 | 8 | 1 |
| Rivers | 33 | 0 | 5 | 0 | 3 | 0 | 25 | 1 |
| Yobe | 32 | 12 | 3 | 3 | 1 | 0 | 28 | 0 |
| Kebbi | 31 | 0 | 11 | 6 | 4 | 1 | 16 | 1 |
| Nasarawa | 29 | 1 | 5 | 5 | 1 | 0 | 23 | 0 |
| Plateau | 25 | 5 | 4 | 0 | 0 | 0 | 21 | 0 |
| Delta | 22 | 0 | 9 | 3 | 4 | 1 | 9 | 1 |
| Adamawa | 21 | 0 | 7 | 3 | 0 | 0 | 14 | 3 |
| Ondo | 19 | 1 | 11 | 0 | 1 | 0 | 7 | 0 |
| Akwa Ibom | 17 | 0 | 12 | 0 | 2 | 0 | 3 | 7 |
| Taraba | 17 | 0 | 1 | 0 | 0 | 0 | 16 | 4 |
| Ekiti | 15 | 0 | 9 | 0 | 1 | 0 | 5 | 4 |
| Enugu | 12 | 0 | 2 | 0 | 0 | 0 | 10 | 1 |
| Niger | 10 | 0 | 2 | 0 | 0 | 0 | 8 | 1 |
| Ebonyi | 9 | 0 | 0 | 0 | 0 | 0 | 9 | 1 |
| Imo | 7 | 4 | 2 | 1 | 0 | 0 | 5 | 0 |
| Bayelsa | 6 | 0 | 3 | 0 | 0 | 0 | 3 | 4 |
| Benue | 4 | 0 | 0 | 0 | 0 | 0 | 4 | 2 |
| Abia | 2 | 0 | 1 | 0 | 0 | 0 | 1 | 12 |
| Anambra | 2 | 0 | 1 | 0 | 0 | 0 | 1 | 1 |
| TOTAL | 5162 | 193 | 1180 | 110 | 167 | 3 | 3815 | |

States including FCT are arranged in descending order by number of total confirmed cases

errata

Kaduna – Confirmed Cases – (-2)

SELECTED CHARTS

Figure 2: Daily Epidemic Curve of Confirmed Cases (WK9 – WK20)

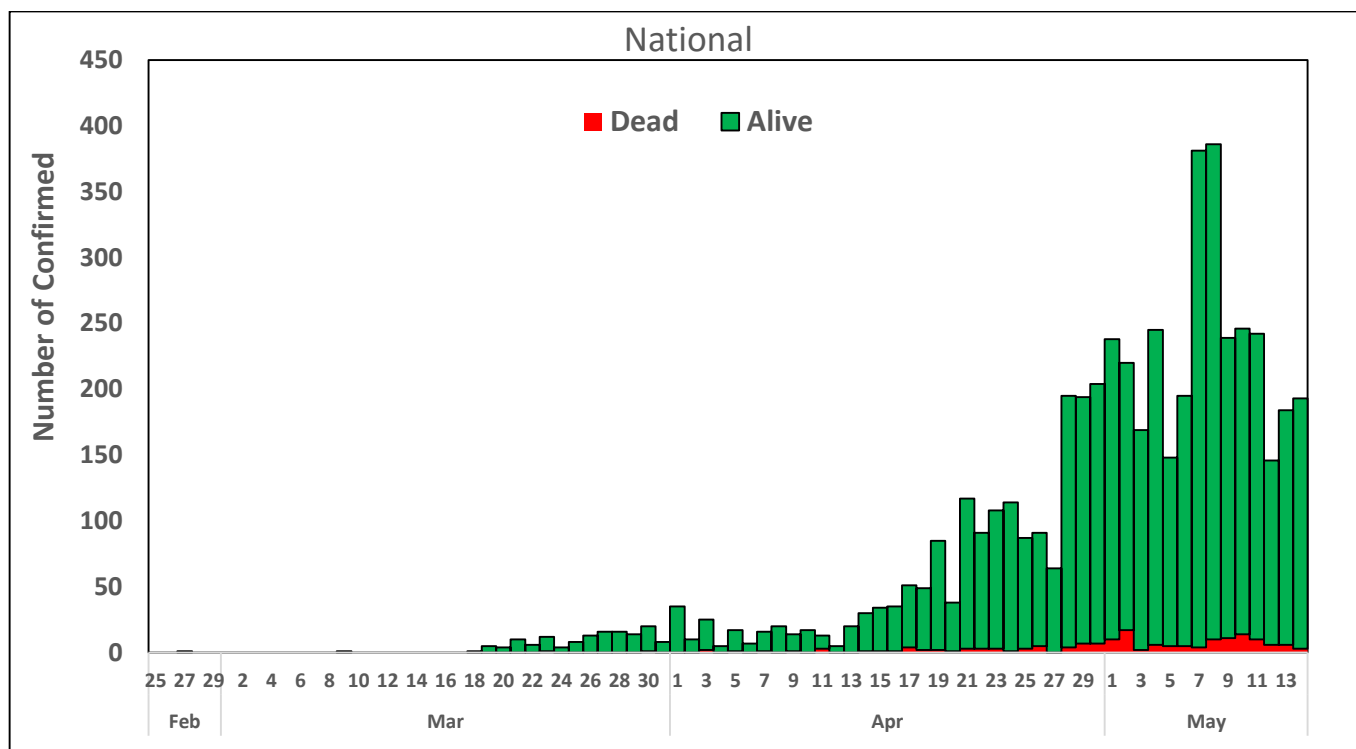
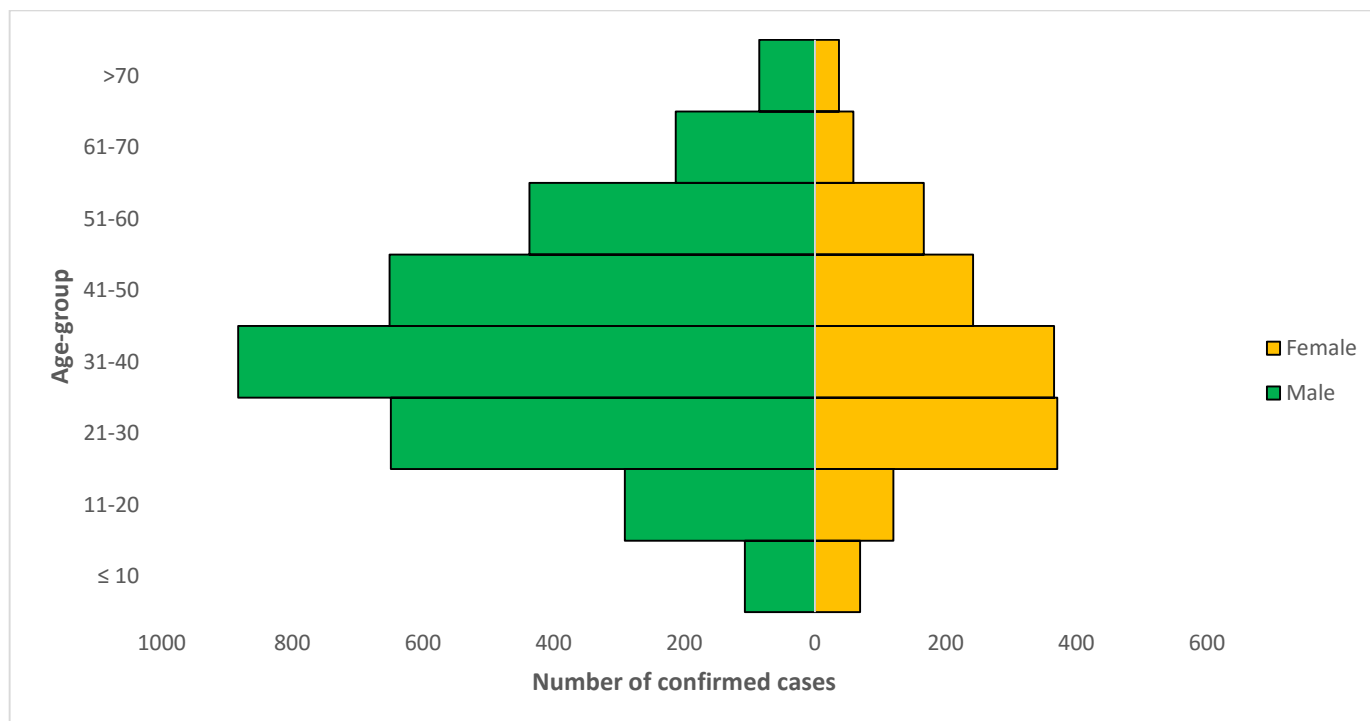


Figure 3: Age-Sex Distribution of Confirmed Cases (WK9 – WK20)



PREPAREDNESS

Since the confirmation of the first case on 27th February 2020, the NCDC has released advisories and statements to help Nigerians and affected groups in particular respond to the pandemic

- Guidelines for [businesses and employers](#) have been updated
- NCDC has updated its [case definition](#) and [community case definition](#).
- Ahead of the Ramadan fasting period, an [Advisory for Ramadan](#) has been issued.
- NCDC releases periodic [public health advisories](#) to Nigerians on the COVID-19 disease.
- To adhere to post-lockdown measures, NCDC has released an [advisory on the use of face masks](#), as well as information on the [Use of Cloth face masks](#) and [how to make your cloth face masks](#).
- NCDC has released guidelines for the [management of pregnant women and nursing mothers](#) during the pandemic.
- To address burials of loved ones who die from COVID-19, guidelines have been issued to advise on the [management of dead bodies](#).
- NCDC has released a [Self-Isolation and Quarantine Guide](#) to help those who are exposed to COVID-19 confirmed cases or returnees to Nigeria.
- For health centres managing cases, the following documents have been released- a guideline for the [Rational Use of Personal Protective Equipment in the care of COVID-19 cases](#).
- As part of plans to increase the testing capacity of the country, the NCDC published a [National Strategy to Scale Up Access to Coronavirus Disease Testing in Nigeria](#) document.
- The Presidential Task Force has published policies and announcements on COVID-19 [available on the website of the Presidency](#) – including presidential addresses, task force updates and information on livelihood and economic support.

RESPONSE

On 28th February 2020, a multi-sectoral Emergency Operations Centre (EOC) was activated at Level 3 – the highest emergency level in Nigeria –led by NCDC in close coordination with the State Public Health EOCs (PHEOC).

- **Developed the Non Communicable Disease (NCD) and COVID-19 tool kit**
- **Optimised and activated two (2) new laboratories in Everight Laboratory- Imo and Federal Medical Centre (FMC), Adamawa**
- Conducted case management Technical Working Group teleconference with participants within and outside the country
- Activated database for tracking of Healthcare Workers (HCWs) infection throughout Nigeria
- Engaged with traditional religious leaders in Kano and Nigeria Interfaith Action Association (NIFAA) on relevant COVID-19 advisories
- Updated self- reporting form for returnees/Persons of Interest (POIs)
- Developed SORMAS Data Quality Implementation Plan (DQIP) Monitoring & Evaluation (M&E) matrix
- Completed commodity distribution to various labs across the states: DNA LAB Kaduna, Ahmadu Bello University Lab Zaria, Delta Mobile Lab Asaba, African Centre of Excellence for Genomics of Infectious Disease (ACEGID) Ede, University College Hospital Lab Ibadan, University of Maiduguri Teaching Hospital Lab Maiduguri and Usman Danfodio Teaching Hospital Lab Sokoto
- All education materials can be found via www.covid19.ncdc.gov.ng